

LAS Links Online



**Second Edition Sample Reports
Español B**



**The following packet contains
just a few samples of the
many online reports
that come with
LAS Links Online®.**




ESPAÑOL-B





Individual Student Proficiency Report

Español B



ESPAÑOL

Birthdate: 11/06/07

Gender: Female

Student ID#:

Grade: 03

Form/Level: T/2

GRADE: Grade 03

SCHOOL:

DISTRICT:

Student Proficiency Report

Test Date: 01/23/17

		1	2	3	4	5
Skill Area	Scale Score	Beginning	Early Intermediate	Intermediate	Proficient	Above Proficient
Speaking	499	<div></div>				
		290-427	428-446	447-466	467-543	544-610
Listening	468	<div></div>				
		280-419	420-444	445-470	471-534	535-580
Reading	453	<div></div>				
		280-447	448-471	472-494	495-529	530-630
Writing	494	<div></div>				
		320-482	483-506	507-524	525-549	550-685
Overall*	478	<div></div>				
		292-443	444-466	467-488	489-538	539-626
Comprehension**	460	<div></div>				
		280-433	434-456	457-480	481-531	532-605
Oral***	483	<div></div>				
		285-423	424-445	446-471	472-538	539-595
Literacy****	473	<div></div>				
		300-464	465-488	489-509	510-539	540-657
Productive*****	496	<div></div>				
		305-454	455-476	477-495	496-546	547-647

The top half of this report represents the student's obtained Scale Score and performance indicators against the 5 proficiency levels. This report serves numerous purposes which includes use in each student's "folder" for identification, progress monitoring and exit. This report can also be used to identify each student's strength and weakness in regards to each of the areas in which a student is tested.



Individual Student Proficiency Report

Español B

The bottom half of this report represents the student's obtained scores in the LAS Links Language Context Strands:

Language Context Strands	Speaking			Listening			Reading			Writing		
	RGA	Points Obtained	Points Possible	RGA	Points Obtained	Points Possible	RGA	Points Obtained	Points Possible	RGA	Points Obtained	Points Possible
Social, Intercultural, and Instructional Communication	8	13 ▲	13	6	5	8	11	10	14	8	7	10
Foundational Skills	---	---	---	---	---	---	---	---	---	---	---	---
Language Arts, Social Studies, History	12	7	14	4	4	6	6	4	8	8	4	11
Mathematics, Science, Technical Subjects	12	7	14	5	4	6	6	4	8	9	4	11
Academic*	22	14	28	9	8	12	12	8	16	17	8	22

RGA: The Reference Group Average is the expected average performance of the student sample used in LAS Links Field Testing.

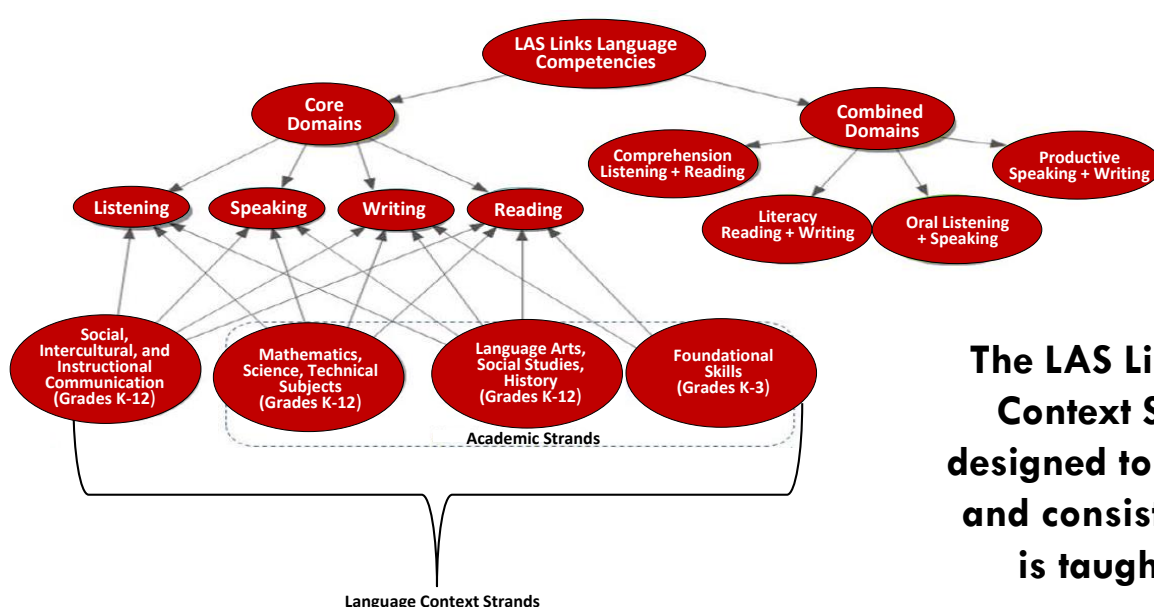
*The Academic scores for each Skill Area include all language context strands except the 'Social, Intercultural, and Instructional Communication' strand.

▲ = Indicates student scored at or above Reference Group Average.

X = Scores not reported for strands with less than three points.

N/A = Not Applicable

INV = Test Invalidation



The LAS Links Language Context Strands were designed to be appropriate and consistent with what is taught in school.



Longitudinal Reports (Used for Progress Monitoring) Español B

Matched Comparison Report

Matches student by ID and Proficiency Level to illustrate how many students stayed in the same Proficiency Level in each domain and composite score and how many changed between test administrations. When you click on any of the numbers that are blue, a list of those students will render.

Speaking - Number Matched

10/16/17 Grade: 2, Form/Level: C/2	02/12/18 Grade: 2, Form/Level: C/2					
	Beginning	Early Intermediate	Intermediate	Proficient	Above Proficient	Total
Beginning	3	19	16	0	0	38
Early Intermediate	1	33	43	0	0	77
Intermediate	0	10	83	3	0	96
Proficient	0	0	11	3	1	15
Above Proficient	0	0	0	0	0	0
Total	4	62	153	6	1	226

Each number (excluding 0's) hyperlinks to a list of students.

When the total number is clicked, a full list of students is rendered where you are able to see increase and or decrease in scale score points from one administration to another for each student in each domain and composite:

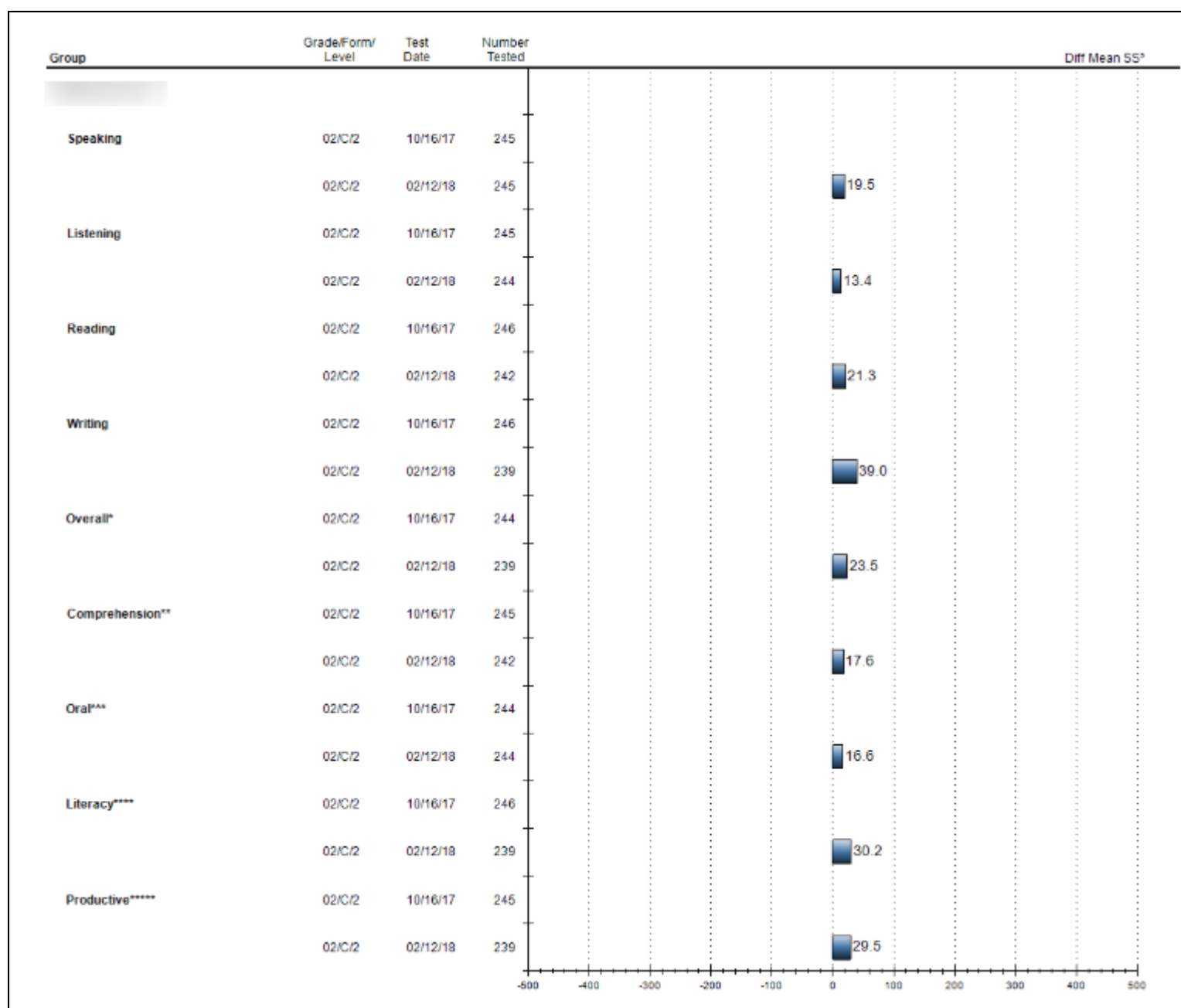
							LAS Links 2nd Edition	
							Speaking	
Last Name	First Name	Student ID	Test Date	Grade	Form	Level	Diff SS ¹	PL
			10/16/17	02	C	2		Beginning
			02/12/18	02	C	2	17	Beginning
			10/16/17	02	C	2		Early Intermediate
			02/12/18	02	C	2	2	Intermediate
			10/16/17	02	C	2		Early Intermediate
			02/12/18	02	C	2	7	Early Intermediate
			10/16/17	02	C	2		Early Intermediate
			02/12/18	02	C	2	7	Early Intermediate
			10/16/17	02	C	2		Proficient
			02/12/18	02	C	2	65	Above Proficient
			10/16/17	02	C	2		Intermediate
			02/12/18	02	C	2	-7	Intermediate
			10/16/17	02	C	2		Beginning
			02/12/18	02	C	2	122	Early Intermediate
			10/16/17	02	C	2		Beginning
			02/12/18	02	C	2	12	Early Intermediate
			10/16/17	02	C	2		Early Intermediate
			02/12/18	02	C	2	27	Intermediate
			10/16/17	02	C	2		Beginning
			02/12/18	02	C	2	115	Early Intermediate



Longitudinal Reports (Used for Progress Monitoring) Español B – Continued

Cohort Comparison Report

This report provides overall progress made between test administrations by a particular group in each domain and composite score.





Roster Reports Español B

Roster Report

This report provides student lists showing last name, first name, content/skill area, student's scale score and performance levels. All of these fields can be used to sort the report in ascending or descending order.

Once the Roster Report is generated, educators can use the online dynamic reporting capabilities for a variety of analyses. For example, by double clicking on a student, the educator can drill down to the student's individual proficiency report. Or, by selecting one of the filtering or selection tabs at the top of the screen, reports of disaggregate populations can be quickly generated.

Roster Report

MARINA UNION DISTRICT, Grade: 2, Test Date: 10/01/16-II

Number of Students Listed: 17

		LAS Links 2nd Español																	
Last Name	First Name	Speaking		Listening		Reading		Writing		Overall*		Comprehension**		Oral***		Literacy****		Productive*****	
		SS	PL	SS	PL	SS	PL	SS	PL	SS	PL	SS	PL	SS	PL	SS	PL	SS	PL
BENTLEY	ANITA	290	Beginning	498	Proficient	523	Above Proficient	605	Above Proficient	479	Proficient	510	Proficient	394	Beginning	564	Above Proficient	447	Beginning
BERNARD	MILES	290	Beginning	498	Proficient	552	Above Proficient	605	Above Proficient	486	Proficient	525	Above Proficient	394	Beginning	578	Above Proficient	447	Beginning
CHAN	JUSTIN	290	Beginning	525	Proficient	515	Above Proficient	605	Above Proficient	483	Proficient	520	Above Proficient	407	Beginning	560	Above Proficient	447	Beginning
CHO	KEVIN	290	Beginning	498	Proficient	509	Above Proficient	588	Above Proficient	471	Intermediate	503	Proficient	394	Beginning	548	Above Proficient	439	Beginning
COMPTON	JILL	290	Beginning	498	Proficient	515	Above Proficient	605	Above Proficient	477	Proficient	506	Proficient	394	Beginning	560	Above Proficient	447	Beginning
CUSHING	KARL	290	Beginning	498	Proficient	552	Above Proficient	685	Above Proficient	506	Proficient	525	Above Proficient	394	Beginning	618	Above Proficient	487	Intermediate
DADI	JULIA	290	Beginning	525	Proficient	552	Above Proficient	632	Above Proficient	499	Proficient	538	Above Proficient	407	Beginning	592	Above Proficient	461	Early Intermediate
DARIA	PETER	290	Beginning	525	Proficient	523	Above Proficient	588	Above Proficient	481	Proficient	524	Above Proficient	407	Beginning	555	Above Proficient	439	Beginning
FOSS	MANUEL	290	Beginning	498	Proficient	534	Above Proficient	632	Above Proficient	488	Proficient	516	Proficient	394	Beginning	583	Above Proficient	461	Early Intermediate
GONZALEZ	NATHAN	290	Beginning	498	Proficient	534	Above Proficient	632	Above Proficient	488	Proficient	516	Proficient	394	Beginning	583	Above Proficient	461	Early Intermediate
GRIER	MASON	290	Beginning	498	Proficient	515	Above Proficient	685	Above Proficient	497	Proficient	506	Proficient	394	Beginning	600	Above Proficient	487	Intermediate
HAYES	BRIAN	290	Beginning	445	Intermediate	534	Above Proficient	632	Above Proficient	475	Intermediate	489	Proficient	367	Beginning	583	Above Proficient	461	Early Intermediate
KRY	CREE	290	Beginning	481	Proficient	498	Proficient	605	Above Proficient	468	Intermediate	489	Proficient	385	Beginning	551	Above Proficient	447	Beginning



















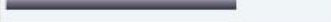
Summary Report of Strands Español B

Summary Report of Strands

This report indicates a group's performance on each area of the test and form they were administered.

Summary Report of Strands, Grade: 3, Form/Level: T/2, Test Date: 01/23/17



Group/Content	NT	Mean % Correct	Mean % Correct Graph	RGA % Correct	Total Points Possible
SCHOOLS					
Speaking (Hablando)					
Social, Intercultural, and Instructional Communication	448	78.3		71.4	7
Language Arts, Social Studies, History	448	76.9		78.6	14
Mathematics, Science, Technical Subjects	448	76.3		75.0	20
Academic Speaking	448	76.5		73.5	34
Listening (Escuchando)					
Social, Intercultural, and Instructional Communication	407	90.3		87.5	8
Language Arts, Social Studies, History	407	72.9		66.7	6
Mathematics, Science, Technical Subjects	407	81.3		66.7	6
Academic Listening	407	77.1		75.0	12
Reading (Lectura)					
Reading Foundational Skills	392	67.3		66.7	6
Social, Intercultural, Instructional Communication	392	70.8		60.0	10
Language Arts, Social Studies, History	392	60.3		57.1	7
Mathematics, Science, Technical Subjects	392	53.9		57.1	7
Academic Reading	392	60.2		60.0	20
Writing (Escritura)					
Writing Foundational Skills	463	N/A	N/A	N/A	0
Social, Intercultural, and Instructional Communication	463	61.9		50.0	10
Language Arts, Social Studies, History	463	67.9		45.5	11
Mathematics, Science, Technical Subjects	463	68.7		45.5	11
Academic Writing	463	68.3		45.5	22

Students with invalid scores are not included in the summary statistics.

N/A: No Score Available.

RGA: The Reference Group Average is the expected average performance of the student sample used in LAS Links Field Testing.

Roster data within each content area is available when the user clicks on the content link.

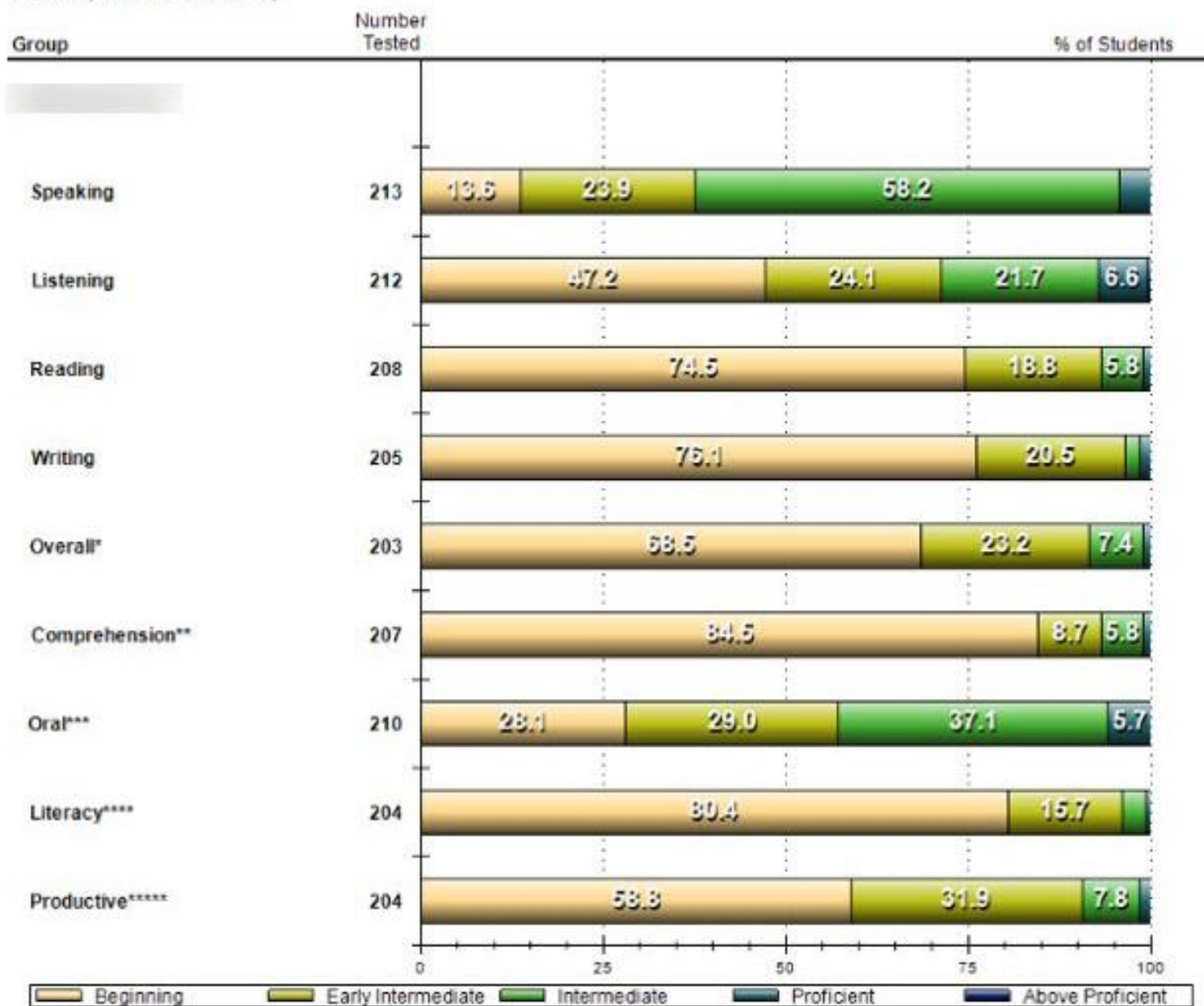
*Foundational skills are measured in grades K-3 only



Summary Chart of Skill Areas Report Español B

This report allows educators to view a graphical representation of their student population in each of the areas tested. By clicking on each of the bars, the educator is able to drill down.

Summary Chart: Skill Areas
% in Each Proficiency Level
Grade: 4, Test Date: 02/12/18,





Reading Links (Lexile) Report Español B

The Reading Links (or Lexile®) report provides a student's Lexile measure based on the LAS Links Reading Assessment. This report provides suggested reading titles and authors that fall within the student's Lexile range as determined through a partnership with MetaMetrics, Inc.

Students can go to <https://lexile.com> to find more suggested titles, authors and genre's that fall within their identified Lexile range.



ESPAÑOL

Reading Links

Test Date: 01/23/17

Birthdate: 01/29/08

Gender: Female

Student ID#:

Scoring: NCR

Grade: 03

Form/Level: T/2

GRADE: Grade 03

SCHOOL:

DISTRICT:

Purpose

This report provides a list of books based on your student's performance on the LAS Links 2nd Edition Reading test. It can be used to assist your student in improving reading skills.

Suggested Titles	Author	Lexile
¿Es igual o diferente?	Kalman, Bobbie	420L
El caso del forastero hambriento	Bonsall, Crosby	430L
Carlota y la princesa española	Mayhew, James	440L
¿Yo y mi gato?	Kitamura, Satoshi	450L
El expreso polar	Van Allsburg, Chris	460L
Jorge el curioso siembra una semilla	Rey, H. A.	470L
Viaje al centro de la tierra	Verne, Jules	480L
Esta noche en el Titanic	Osborne, Mary Pope	490L
Copos y cristales: un libro sobre la nieve	Sherman, Josepha	500L
¡Azúcar!	Da Coll, Ivar	510L
El movimiento: Tira y empuja, rápido y despacio	Stille, Darlene R.	520L
Descubramos Estados Unidos	Pohl, Kathleen	530L
Cuando Jessie cruzó el oceano	Hest, Amy	540L
Julia	Lazaro, Georgina	550L
Junie B. Jones y su gran bocota	Park, Barbara	560L
Miguel se escribe con M de merengue	Diaz, Inmaculada	570L

Recommended Lexile® Range = 420L - 570L

Student's Lexile® Measure = 520L

General Interpretation

Listed above is a selection of books that should provide an appropriate reading challenge for your student based on his or her performance on the Las Links Reading test. The books have been chosen from reading lists published by various professional organizations and associations and have been reviewed to ensure content appropriateness. All of the books listed should be available at public libraries, school libraries, or bookstores.


The Lexile measure and Lexile Range have been provided to assist you in determining other titles that may offer an appropriate challenge for your student. For more information about Lexile measures and additional reading materials, visit www.Lexile.com.



Home Report Español B

The Home Report can be provided to parents to inform them of their student's results on the LAS Links assessment. Combined with the Proficiency Level Definitions, this allows parents to understand what was tested as well as how proficient their student in the 4 domains.

This report is available in English and Spanish.



ESPAÑOL

Home Report

Test Date: 01/23/17

Birthdate: 11/01/06

Gender: Male

Student ID#: [REDACTED]

Grade: 04

Form/Level: T/3

GRADE: Grade 04

SCHOOL: [REDACTED]

DISTRICT: [REDACTED]

Purpose

The Home Report provides a student's Total proficiency level in Spanish and proficiency level by skill area (Hablando, Escuchando, Lectura, Escritura). This report also provides Comprensión, Oral, Destrezas de lectoescritura, and Destrezas productivas proficiency levels. For more information on proficiency level definitions or how to interpret these scores, please refer to the LAS Links 2nd Edition Interpretation Guide.

Dear Parent or Guardian:

Your student recently took the LAS Links 2nd Edition language proficiency assessment. This report gives information about your child's ability to communicate in Spanish. The report also shows areas in which your child will need to improve the communication skills needed to move to the next language proficiency level.

Skill Area	Proficiency Level				
	1 Beginning	2 Early Intermediate	3 Intermediate	4 Proficient	5 Above Proficient
Total (HAB+ECH+LEC+ECR)				✓	
Hablando (HAB)					✓
Escuchando (ECH)					✓
Lectura (LEC)			✓		
Escritura (ECR)		✓			
Comprensión (ECH + LEC)				✓	
Oral (HAB + ECH)					✓
Lectoescritura (LEC+ECR)		✓			
Producción (HAB+ECR)				✓	

Total is a measure of your child's language proficiency regarding all four skill areas: Hablando, Escuchando, Lectura, and Escritura. Your child's proficiency of Level 4 can be described as follows:

A Level 4 student can effectively communicate for different purposes at school. The student may produce some errors.

The next level of proficiency can be described as follows:

A Level 5 student effectively communicates for social and academic purposes with few, if any, errors.



Export Functionality

Español B

Users have the option of saving each report for quick access later and for downloading the report to an Excel file or a PDF file which can be saved locally printed and/or imported into a data management system.

The following is one example of what a data export might look like:

Sample Export from LAS Links Online which can be imported into any SMS system.

Depending on your needs, you can export additional data such as raw score, data aggregated/disaggregated by designated group as needed.

Last Name	First Name	Student ID	Speaking Scale Score	Speaking Proficiency Level	Listening Scale Score	Listening Proficiency Level	Oral*** - Scale Score	Oral*** - Proficiency Level
Student names would fill these cells but they are blocked for privacy purposes.		X5499892	616	Above Proficient	557	Proficient	593	Above Proficient
		X10474598	571	Above Proficient	557	Proficient	572	Proficient
		X10096816	522	Proficient	557	Proficient	534	Proficient
		X2983542	588	Above Proficient	580	Proficient	593	Above Proficient
		X16001004	534	Proficient	630	Above Proficient	564	Proficient