

LAS Links Online



**Second Edition Sample Reports
English Forms C and D**



**The following packet contains
just a few samples of the
many online reports
that come with
LAS Links Online®.**





Individual Student Proficiency Report

English Forms C & D



Student Proficiency Report

Test Date: 06/01/14

TYLER ADAM

Birthdate: 06/06/03

Gender: Female

Student ID#: 1200000408

Grade: 05

Form/Level: D/3

Class: FLORES

School: ASHLAND ELEM

District: MARINA UNION DISTRICT

Skill Area	Scale Score	1 Beginning	2 Early Intermediate	3 Intermediate	4 Proficient	5 Above Proficient
Speaking	521	360-448	449-474	475-510	511-558	559-635
Listening	556	350-457	458-489	490-527	528-583	584-640
Reading	585	360-469	470-504	505-535	536-589	590-680
Writing	608	290-434	435-498	499-537	538-584	585-680
Overall*	567	340-452	453-491	492-527	528-578	579-658
Comprehension**	570	355-490	491-508	509-530	531-572	573-660
Oral***	538	355-451	452-484	485-515	516-579	580-637
Literacy****	596	325-451	452-501	502-536	537-586	587-680
Productive*****	564	325-441	442-486	487-523	524-571	572-657

The top half of this report represents the student's obtained Scale Score and performance indicators against the 5 proficiency levels. This report serves numerous purposes which includes use in each student's "folder" for identification, progress monitoring, and exit. This report can also be used to identify each student's strength and weakness in regards to each of the areas in which a student is tested.



Individual Student Proficiency Report English Forms C & D (Continued)

The bottom half of this report represents the student's obtained scores in the LAS Links Language Context Strands:

Language Context Strands	Speaking			Listening			Reading			Writing		
	RGA	Points Obtained	Points Possible	RGA	Points Obtained	Points Possible	RGA	Points Obtained	Points Possible	RGA	Points Obtained	Points Possible
Social, Intercultural, and Instructional Communication	8	13 ▲	13	6	5	8	11	10	14	8	7	10
Foundational Skills	---	---	---	---	---	---	---	---	---	---	---	---
Language Arts, Social Studies, History	12	7	14	4	4	6	6	4	8	8	4	11
Mathematics, Science, Technical Subjects	12	7	14	5	4	6	6	4	8	9	4	11
Academic*	22	14	28	9	8	12	12	8	16	17	8	22

RGA: The Reference Group Average is the expected average performance of the student sample used in LAS Links Field Testing.

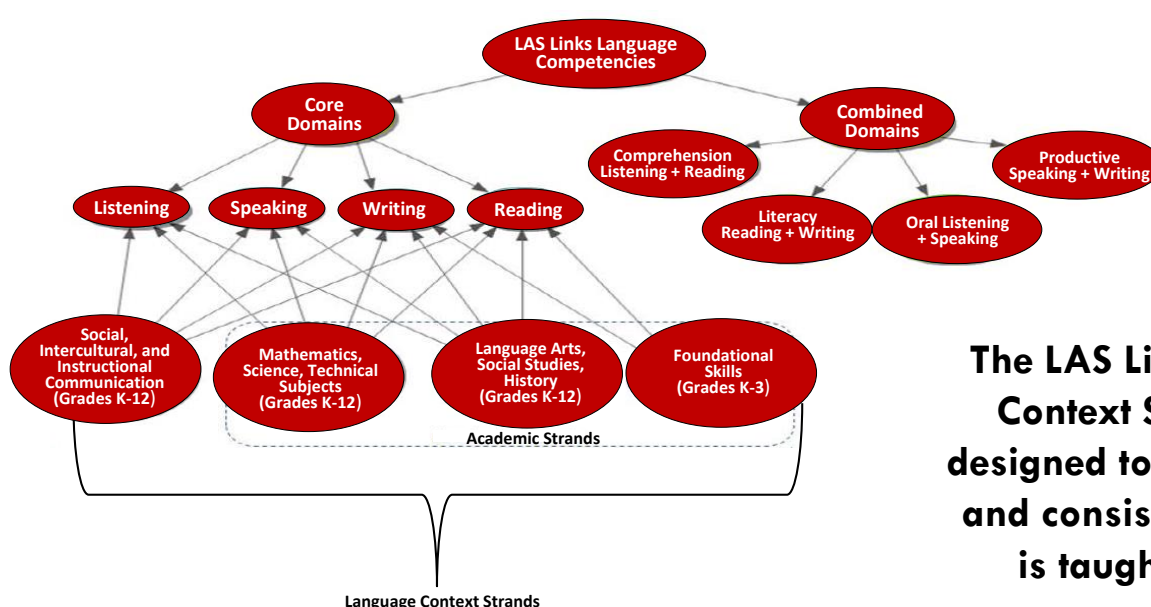
*The Academic scores for each Skill Area include all language context strands except the 'Social, Intercultural, and Instructional Communication' strand.

▲ = Indicates student scored at or above Reference Group Average.

X = Scores not reported for strands with less than three points.

N/A = Not Applicable

INV = Test Invalidity



The LAS Links Language Context Strands were designed to be appropriate and consistent with what is taught in school.



Longitudinal Reports (Used for Progress Monitoring) English Forms C and D

Matched Comparison Report

Matches student by ID and Proficiency Level to illustrate how many students stayed in the same Proficiency Level in each domain and composite score and how many changed between test administrations. When you click on any of the numbers that are blue, a list of those students will render.

Speaking - Number Matched

10/16/17 Grade: 2, Form/Level: C/2	02/12/18 Grade: 2, Form/Level: C/2					
	Beginning	Early Intermediate	Intermediate	Proficient	Above Proficient	Total
Beginning	3	19	16	0	0	38
Early Intermediate	1	33	43	0	0	77
Intermediate	0	10	83	3	0	96
Proficient	0	0	11	3	1	15
Above Proficient	0	0	0	0	0	0
Total	4	62	153	6	1	226

Each number (excluding 0's) hyperlinks to a list of students.

When the total number is clicked, a full list of students is rendered where you are able to see increase and or decrease in scale score points from one administration to another for each student in each domain and composite:

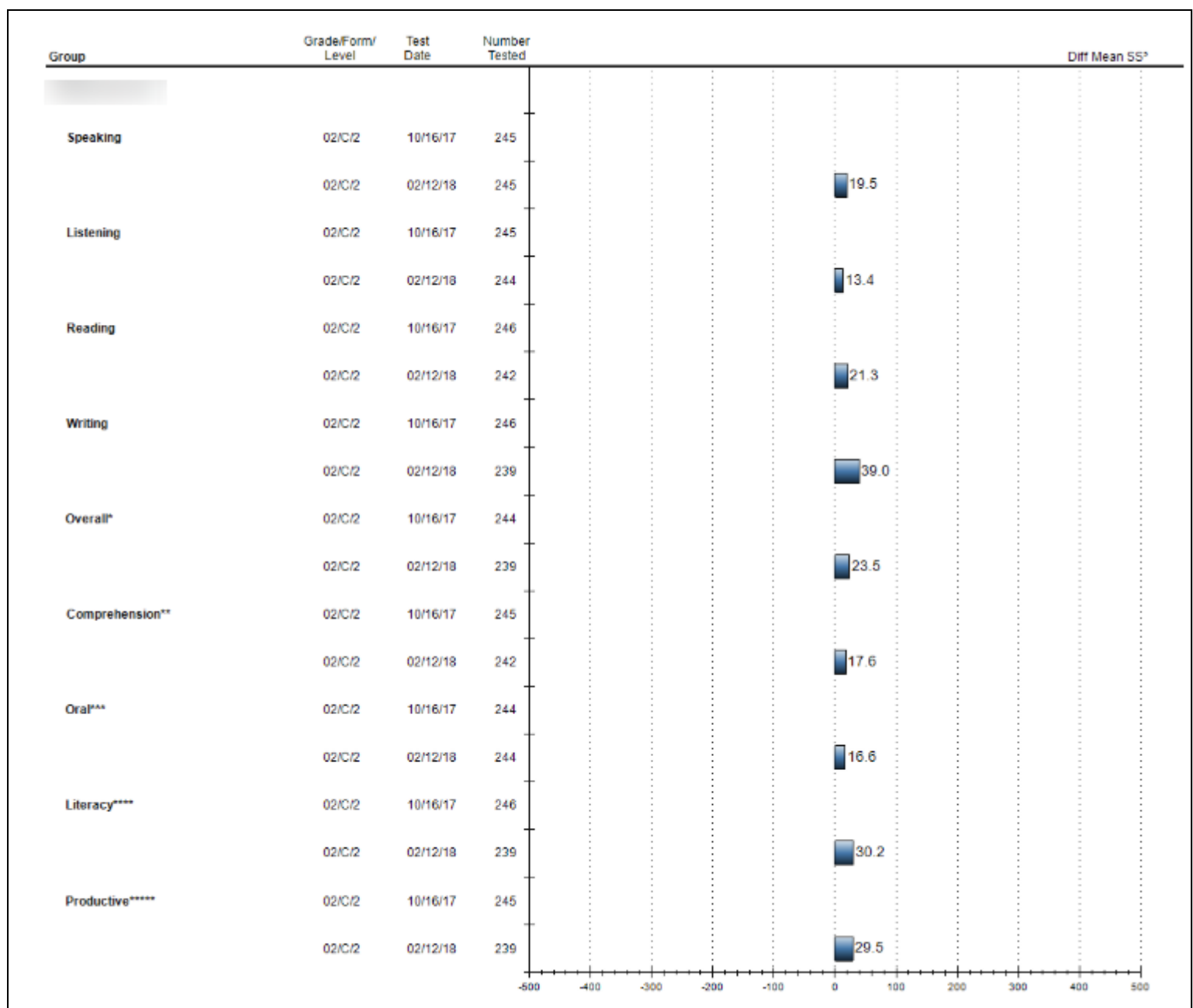
							LAS Links 2nd Edition	
							Speaking	
Last Name	First Name	Student ID	Test Date	Grade	Form	Level	Diff SS ¹	PL
			10/16/17	02	C	2		Beginning
			02/12/18	02	C	2	17	Beginning
			10/16/17	02	C	2		Early Intermediate
			02/12/18	02	C	2	2	Intermediate
			10/16/17	02	C	2		Early Intermediate
			02/12/18	02	C	2	7	Early Intermediate
			10/16/17	02	C	2		Early Intermediate
			02/12/18	02	C	2	7	Early Intermediate
			10/16/17	02	C	2		Proficient
			02/12/18	02	C	2	65	Above Proficient
			10/16/17	02	C	2		Intermediate
			02/12/18	02	C	2	-7	Intermediate
			10/16/17	02	C	2		Beginning
			02/12/18	02	C	2	122	Early Intermediate
			10/16/17	02	C	2		Beginning
			02/12/18	02	C	2	12	Early Intermediate
			10/16/17	02	C	2		Early Intermediate
			02/12/18	02	C	2	27	Intermediate
			10/16/17	02	C	2		Beginning
			02/12/18	02	C	2	115	Early Intermediate



Longitudinal Reports (Used for Progress Monitoring) English Forms C and D Continued

Cohort Comparison Report

This report provides overall progress made between test administrations by a particular group in each domain and composite score.





Roster Reports

English Forms C and D

Roster Report

This report provides student lists showing last name, first name, content/skill area, student's scale score and performance levels. All of these fields can be used to sort the report in ascending or descending order.

Once the Roster Report is generated, educators can use the online dynamic reporting capabilities for a variety of analyses. For example, by double clicking on a student, the educator can drill down to the student's individual proficiency report. Or, by selecting one of the filtering or selection tabs at the top of the screen, reports of disaggregate populations can be quickly generated.

Roster Report
MARINA, Grade: 5, Test Date: 06/01/14-IV
Number of Students Listed: 16

		LAS Links 2nd Edition																	
Last Name	First Name	Speaking		Listening		Reading		Writing		Overall*		Comprehension**		Oral***		Literacy****		Productive*****	
		SS	PL	SS	PL	SS	PL	SS	PL	SS	PL	SS	PL	SS	PL	SS	PL	SS	PL
ADAM	TYLER	521	Proficient	556	Proficient	585	Proficient	608	Above Proficient	567	Proficient	570	Proficient	538	Proficient	596	Above Proficient	564	Proficient
ASHBURY	ALISHA	513	Proficient	526	Intermediate	608	Above Proficient	572	Proficient	554	Proficient	567	Proficient	519	Proficient	590	Above Proficient	542	Proficient
BUSBY	DIANE	507	Intermediate	579	Proficient	565	Proficient	582	Proficient	558	Proficient	572	Proficient	543	Proficient	573	Proficient	544	Proficient
BUSH	MARIA	532	Proficient	539	Proficient	585	Proficient	594	Above Proficient	562	Proficient	562	Proficient	535	Proficient	589	Above Proficient	563	Proficient
CHANCE	PETER	510	Intermediate	503	Intermediate	596	Above Proficient	562	Proficient	542	Proficient	549	Proficient	506	Intermediate	579	Proficient	536	Proficient
EDDE	BRIAN	635	Above Proficient	640	Above Proficient	596	Above Proficient	594	Above Proficient	616	Above Proficient	618	Above Proficient	637	Above Proficient	595	Above Proficient	614	Above Proficient
HARRIS	KAREN	510	Intermediate	579	Proficient	585	Proficient	608	Above Proficient	570	Proficient	582	Above Proficient	544	Proficient	596	Above Proficient	559	Proficient
HARRIS	LONNIE	510	Intermediate	556	Proficient	565	Proficient	572	Proficient	550	Proficient	560	Proficient	533	Proficient	568	Proficient	541	Proficient
KROMER	BRE	510	Intermediate	613	Above Proficient	596	Above Proficient	582	Proficient	575	Proficient	604	Above Proficient	561	Proficient	589	Above Proficient	546	Proficient
MICKELSON	PATTIE	558	Proficient	556	Proficient	608	Above Proficient	608	Above Proficient	582	Above Proficient	582	Above Proficient	557	Proficient	608	Above Proficient	583	Above Proficient
RAGAN	ROSE	528	Proficient	579	Proficient	622	Above Proficient	594	Above Proficient	580	Above Proficient	600	Above Proficient	553	Proficient	608	Above Proficient	561	Proficient
REYNOLDS	JASON	558	Proficient	613	Above Proficient	585	Proficient	608	Above Proficient	591	Above Proficient	599	Above Proficient	585	Above Proficient	596	Above Proficient	583	Above Proficient
SIMON	GRANT	513	Proficient	526	Intermediate	585	Proficient	608	Above Proficient	558	Proficient	555	Proficient	519	Proficient	596	Above Proficient	560	Proficient
SINGH	JASON	513	Proficient	613	Above Proficient	585	Proficient	608	Above Proficient	579	Above Proficient	599	Above Proficient	563	Proficient	596	Above Proficient	560	Proficient
SOUTH	DONNIE	517	Proficient	539	Proficient	622	Above Proficient	608	Above Proficient	571	Proficient	580	Above Proficient	528	Proficient	615	Above Proficient	562	Proficient
WINTERMUTE	LINDA	575	Above Proficient	579	Proficient	608	Above Proficient	594	Above Proficient	589	Above Proficient	593	Above Proficient	577	Proficient	601	Above Proficient	584	Above Proficient

*Overall scale score is an average of Speaking, Listening, Reading, and Writing.
 **Comprehension is based on all items in the Listening and Reading skill areas.
 ***Oral is based on all items in the Listening and Speaking skill areas.
 ****Literacy is based on all items in the Reading and Writing skill areas.
 *****Productive is based on all items in the Speaking and Writing skill areas.



Summary Report of Strands English Forms C and D

Summary Report of Strands

This report indicates a group's performance on each area of the test and form they were administered.

Summary Report of Strands, Grade: 5, Form/Level: D/3, Test Date: 06/01/14-IV

Group/Content	NT	Mean % Correct	Mean % Correct Graph	RGA % Correct	Total Points Possible
			<div><div></div><div>0255075100</div></div>		
MARINA					
Speaking					
Social, Intercultural, and Instructional Communication	16	82.2	<div><div></div></div>	92.3	13
Language Arts, Social Studies, History	16	78.6	<div><div></div></div>	71.4	14
Mathematics, Science, Technical Subjects	16	79.5	<div><div></div></div>	71.4	14
Academic Speaking	16	79.0	<div><div></div></div>	67.9	28
Listening					
Social, Intercultural, and Instructional Communication	16	81.3	<div><div></div></div>	75.0	8
Language Arts, Social Studies, History	16	82.3	<div><div></div></div>	50.0	6
Mathematics, Science, Technical Subjects	16	95.8	<div><div></div></div>	66.7	6
Academic Listening	16	89.1	<div><div></div></div>	58.3	12
Reading					
Reading Foundational Skills	16	N/A	N/A	N/A	0
Social, Intercultural, Instructional Communication	16	88.0	<div><div></div></div>	64.3	14
Language Arts, Social Studies, History	16	76.6	<div><div></div></div>	37.5	8
Mathematics, Science, Technical Subjects	16	78.1	<div><div></div></div>	50.0	8
Academic Reading	16	77.4	<div><div></div></div>	43.8	16
Writing					
Writing Foundational Skills	16	N/A	N/A	N/A	0
Social, Intercultural, and Instructional Communication	16	95.0	<div><div></div></div>	70.0	10
Language Arts, Social Studies, History	16	71.0	<div><div></div></div>	54.5	11
Mathematics, Science, Technical Subjects	16	96.0	<div><div></div></div>	54.5	11
Academic Writing	16	83.5	<div><div></div></div>	54.5	22



Summary Report of Strands English Forms C and D

Summary Report of Strands

This report indicates a group's performance on each area of the test and form they were administered.

Summary Report of Strands, Grade: 5, Form/Level: D/3, Test Date: 06/01/14-IV

Group/Content	NT	Mean % Correct	Mean % Correct Graph	RGA % Correct	Total Points Possible
			<div><div></div><div>0255075100</div></div>		
MARINA					
Speaking					
Social, Intercultural, and Instructional Communication	16	82.2	<div><div></div></div>	92.3	13
Language Arts, Social Studies, History	16	78.6	<div><div></div></div>	71.4	14
Mathematics, Science, Technical Subjects	16	79.5	<div><div></div></div>	71.4	14
Academic Speaking	16	79.0	<div><div></div></div>	67.9	28
Listening					
Social, Intercultural, and Instructional Communication	16	81.3	<div><div></div></div>	75.0	8
Language Arts, Social Studies, History	16	82.3	<div><div></div></div>	50.0	6
Mathematics, Science, Technical Subjects	16	95.8	<div><div></div></div>	66.7	6
Academic Listening	16	89.1	<div><div></div></div>	58.3	12
Reading					
Reading Foundational Skills	16	N/A	N/A	N/A	0
Social, Intercultural, Instructional Communication	16	88.0	<div><div></div></div>	64.3	14
Language Arts, Social Studies, History	16	76.6	<div><div></div></div>	37.5	8
Mathematics, Science, Technical Subjects	16	78.1	<div><div></div></div>	50.0	8
Academic Reading	16	77.4	<div><div></div></div>	43.8	16
Writing					
Writing Foundational Skills	16	N/A	N/A	N/A	0
Social, Intercultural, and Instructional Communication	16	95.0	<div><div></div></div>	70.0	10
Language Arts, Social Studies, History	16	71.0	<div><div></div></div>	54.5	11
Mathematics, Science, Technical Subjects	16	96.0	<div><div></div></div>	54.5	11
Academic Writing	16	83.5	<div><div></div></div>	54.5	22

Roster data within each content area is available when the user clicks on the content link.

*Foundational skills are measured in grades K-3 only



Summary Chart of Skill Areas Report English Forms C and D

This report allows educators to view a graphical representation of their student population in each of the areas tested. By clicking on each of the bars, the educator is able to drill down.


Summary Chart: Skill Areas
% in Each Proficiency Level
Grade: 4, Test Date: 02/12/18,





Reading Links (Lexile) Report English Forms C and D

The Reading Links report is generated when the LAS Links Reading (2nd Edition) assessment is taken. This report, generated in collaboration with Lexile.com, provides a Lexile[®] level as well as a list of suggested titles. You may find additional suggested titles by going to www.lexile.com and entering the Lexile number generated on the LAS Links Reading Links report:

	<div>Birthdate: 11/04/08</div> <div>Gender: Male</div> <div>Student ID#: [REDACTED]</div> <div>Scoring: NCR</div>	<div>Grade: 03</div> <div>Form/Level: C/2</div> <div>Class: [REDACTED]</div> <div>School: [REDACTED]</div> <div>District: [REDACTED]</div>
Reading Links		
Test Date: 02/12/18		
Purpose This report provides a list of books based on your student's performance on the LAS Links 2nd Edition Reading test. It can be used to assist your student in improving reading skills.		
Suggested Titles	Author	Lexile
Green Eggs and Ham	Dr. Seuss	30L
Thomas and the School Trip	Awdry, Wilbert	40L
Earth and I, The	Asch, Frank	50L
Mice Squeak, We Speak	Shapiro, Arnold	60L
I Am a Leaf	Marzollo, Jean	70L
Are You My Mother?	Eastman, P.D.	80L
Mouse Went Out to Get a Snack	McFarland, Lyn Rossiter	90L
Zoom, Zoom, Zoom	Hall, Kirsten	100L
Watch Out! Big Bro's Coming	Alborough, Jez	110L
A Play's the Thing	Aliki	120L
Franklin Stays Up	Jennings, Sharon	130L
Beatrice Doesn't Want To	Numeroff, Laura	140L
I Am a Leader	Schuetz, Sarah L.	150L
Patterns at the Museum	Steffora, Tracey	160L
Diary of a Wombat	French, Jackie	170L
I Can Go Hiking	Eckart, Edana	180L
Recommended Lexile[®] Range = 30L - 180L		
Student's Lexile[®] Measure = 130L		



Export Functionality English Forms C and D

Users have the option of saving each report for quick access later and for downloading the report to an Excel file or a PDF file which can be saved locally printed and/or imported into a data management system.

The following is one example of what a data export might look like:

Sample Export from LAS Links Online which can be imported into any SMS system.

Depending on your needs, you can export additional data such as raw score, data aggregated/disaggregated by designated group as needed.

Last Name	First Name	Student ID	Speaking Scale Score	Speaking Proficiency Level	Listening Scale Score	Listening Proficiency Level	Oral*** - Scale Score	Oral*** - Proficiency Level
Student names would fill these cells but they are blocked for privacy purposes.		X5499892	616	Above Proficient	557	Proficient	593	Above Proficient
		X10474598	571	Above Proficient	557	Proficient	572	Proficient
		X10096816	522	Proficient	557	Proficient	534	Proficient
		X2983542	588	Above Proficient	580	Proficient	593	Above Proficient
		X16001004	534	Proficient	630	Above Proficient	564	Proficient